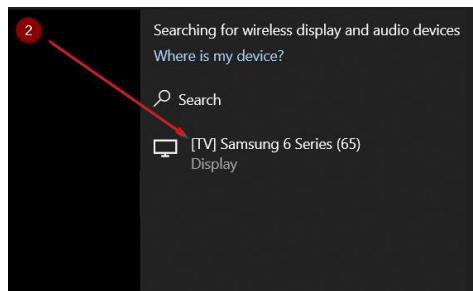
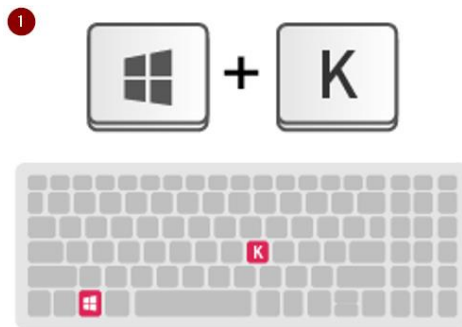
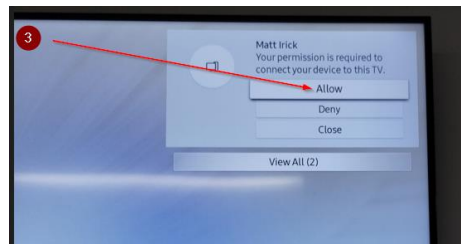


# How to connect a laptop to a Samsung TV wirelessly

1. On your laptop, press the Windows Key and the “K” key simultaneously
2. On your laptop, click on your TV in the right side of the screen
3. On the TV, select “Allow” in the top right corner of the screen
4. To disconnect, just click on “Disconnect” at the top of your laptop screen



ON TV:



ON LAPTOP:

